

# Recycled Parts Request : VAN Form

Date: \_\_\_\_\_

Work Order Number: \_\_\_\_\_

To: \_\_\_\_\_

From: \_\_\_\_\_

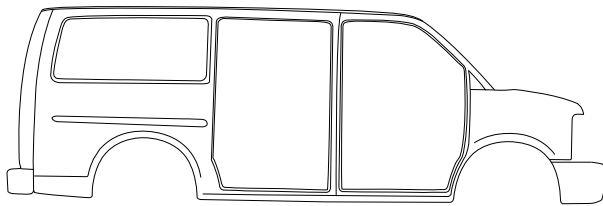
Phone: \_\_\_\_\_

Fax: \_\_\_\_\_

Email: \_\_\_\_\_

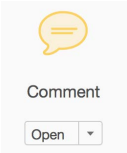
Year: \_\_\_\_\_ Make: \_\_\_\_\_


Model: \_\_\_\_\_

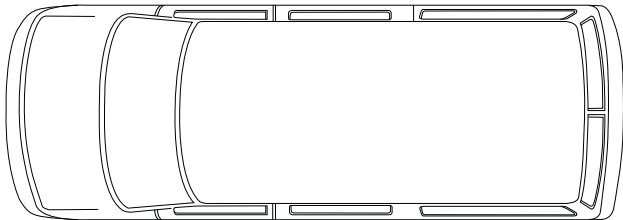


**Passenger Side**

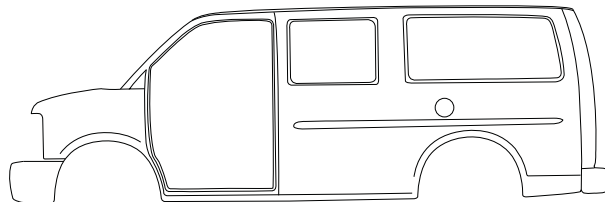

1. After downloading this form and filling it out, go to Tools > Comment



2. Then click on the draw free form tool  in the tool bar, and draw on an image where the body cut should be.

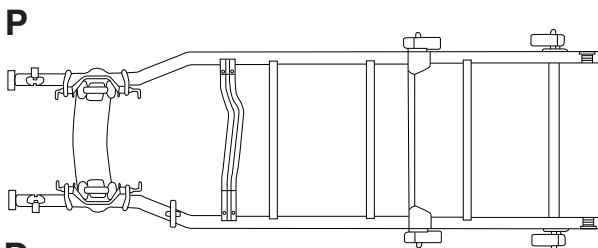


**Top View**



**Driver Side**

**Please use this area to explain your cut instructions in detail**



**Top View**