

## Recycled Parts Request: Sport Utility Vehicle

Date: \_\_\_\_\_

Work Order Number: \_\_\_\_\_

To: \_\_\_\_\_

From: \_\_\_\_\_

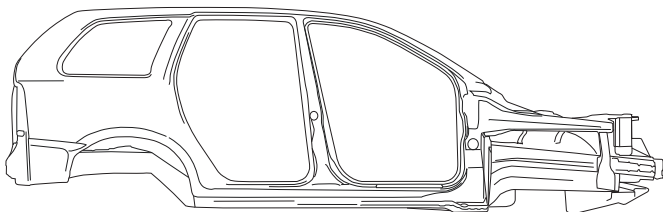
Phone: \_\_\_\_\_

Fax: \_\_\_\_\_

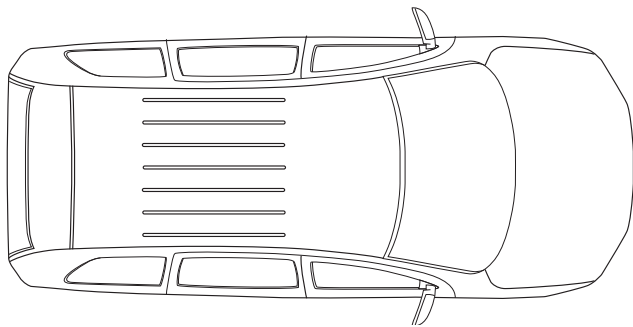
Email: \_\_\_\_\_

Year: \_\_\_\_\_ Make: \_\_\_\_\_

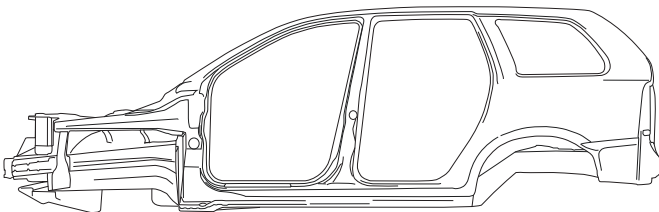
Model: \_\_\_\_\_



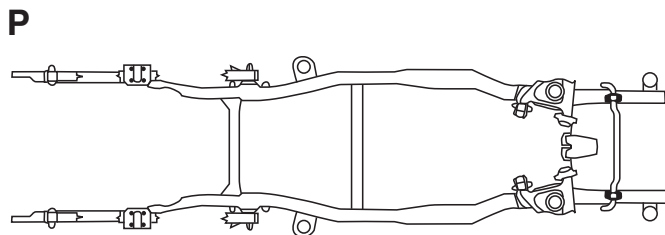
PASSANGER SIDE



TOP VIEW



DRIVER SIDE




TOP VIEW

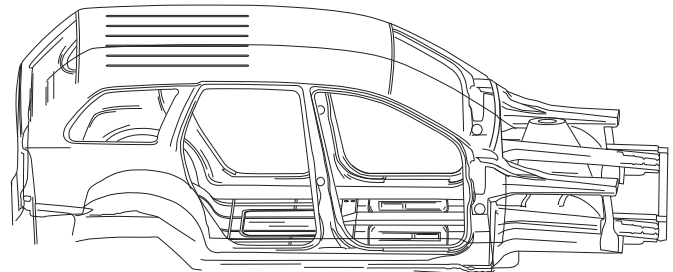
1. After downloading this form and filling it out, go to Tools > Comment



Comment

Open ▾

2. Then click on the draw free form tool  in the tool bar, and draw on an image where the body cut should be.



**Please use this area to explain your cut instructions in detail**